


# Super Easy

# Easy Stitch Drawing



Perfect for  
Ages 4-6








FUN &  
PRINTABLE  
Worksheet

Name: .....


# Stitch Drawing Steps

- **Step 1.** Draw a big circle for Stitch's head.
- **Step 2.** Add two large ears on both sides.
- **Step 3.** Draw eyes, a nose, and a smile.
- **Step 4.** Add a small body with arms and legs.
- **Step 5.** Color him blue and his ears pink!

<b>1</b> 	<b>2</b> 	<b>1</b>	<b>2</b>
<b>3</b> 	<b>4</b> 	<b>3</b>	<b>4</b>
<b>5</b> 		<b>5</b>	

Name: .....

# Stitch Drawing Tracing Egzersize

 Trace the lines to complete Stitch drawing



Tracing exercise box




**Rate Your Drawing!**

*Paint the stars!*

Name: .....


# Stitch Coloring Page

Color Stitch however you like!



Name: .....

# Draw Stitch

 Now it's your turn! Try drawing Stitch here"



Drawing exercise box

Tell us what you liked about your drawing:

.....

.....



Rate Your Drawing!  
Paint the stars!