



Super Easy

Cute Dog Drawing



Perfect for
Ages 4-6


FUN &
PRINTABLE
Worksheet



Name:

Dog Drawing Steps

- **Step 1.** Draw a simple circle for the dog's head.
- **Step 2.** Add a rounded oval below for the body.
- **Step 3.** Draw two floppy ears on each side.
- **Step 4.** Add two dots for eyes, a nose, and a small smile.
- **Step 5.** Draw two short U-shaped legs under the body.
- **Step 6.** Add a small tail and color your dog.



Name:

Dog Drawing Tracing Egzersize

 Trace the lines to complete the dog drawing



Tracing exercise box




Rate Your Drawing!

Paint the stars!

Name:


Dog Coloring Page

Color your dog however you like!



Name:

Draw a Dog

 Now it's your turn! Try drawing a dog here"



Drawing exercise box

Tell us what you liked about your drawing:

.....

.....



Rate Your Drawing!
Paint the stars!